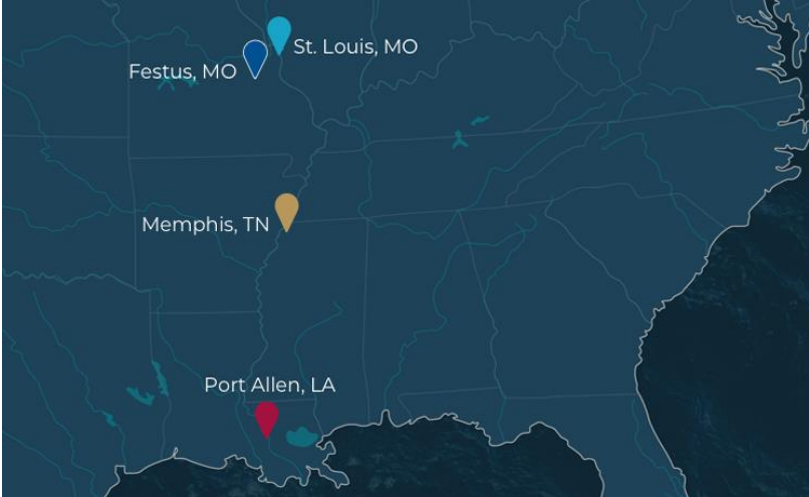




Overview of Terminal Locations

Terminal Locations

SCF has 8 bulk and general cargo terminals situated in the greater St. Louis, MO area between Miles 177 and 186 and 3 additional locations handling ag products and containers, which are presented on the following pages



Red & White – 185.6 Upper Mississippi River

Located: In greater St. Louis, MO area

Products: Dry bulk, grain, grain products, fertilizer

Operations: 24 hours per day, 7 days a week

Handling: Rail to barge, Truck to barge

Barges: 2 barge working capacity

Connections: Norfolk Southern, open to reciprocal switching

Leased: From America's Central Port



Mid Coast – 185.4 Upper Mississippi River

Located: In greater St. Louis, MO area

Products: Dry bulk, grain, grain products, fertilizer, coal, steel, general cargo, coke products, salt, sands, wood, aluminum, project cargo, scrap

Operations: 24 hours per day, 7 days a week

Handling: Barge to truck, barge to rail, truck to barge

Equipment: Cranes, material Handlers, lift trucks, forklifts, front end loaders, multiple high-speed conveyors

Barges: 3 barge working capacity

Storage: 10 Acres open, 13,000 sq. ft. covered warehouse, 2 Domes totaling 20,000 sq. ft.

Connections: Norfolk Southern, open to reciprocal switching

Leased: From America's Central Port



South Port – 184.5 Upper Mississippi River

Located: In greater St. Louis, MO area

Products: Dry bulk, grain, grain products, fertilizer, coal, steel, general cargo, coke products, salt, sands, wood, aluminum, project cargo, scrap, containers

Operations: 24 hours per day, 7 days a week

Handling: Barge to truck, rail to barge (unit train), truck to barge

Equipment: Cranes, material handlers, lift trucks, forklifts, front end loaders, container handlers

Barges: 2 barge working capacity

Storage: 160,000 sq. ft. Bissel Warehouse, 26,000 sq. ft. Southport covered warehouse

Connections: Terminal Railroad to UP, CSX, CN, NS, BN, and CPKC

Leased: From America's Central Port



Municipal River Terminal – 181.3 Upper Miss. River

Located: In greater St. Louis, MO area

Products: Dry bulk, fertilizer, coal, steel, general cargo, coke products, salt, sands, wood, aluminum, project cargo, scrap

Operations: 24 hours per day, 7 days a week

Handling: Barge to truck, truck to barge, rail loading (unit train capable) and unloading


Equipment: Cranes, material handlers, lift trucks, forklifts, front end loaders, high speed conveyors

Barges: 5 barge working capacity

Storage: 40 Acres open, 90,000 sq. ft. covered warehouse, 4,300 sq. ft. of river frontage

Connections: Terminal Railroad to UP, CSX, CN, NS, BN, and CPKC

Leased: From St. Louis Port Authority



5 Clinton Warehouse and Distribution Center

Located: In greater St. Louis, MO area adjacent to Municipal River Terminal and Tyler Street

Products: Steel, general cargo, wood, aluminum, packaged goods

Operations: 24 hours per day, 7 days a week

Handling: Truck to rail, rail to truck, rail to rail

Equipment: Multiple overhead cranes, lift trucks, forklifts

Storage: 158,000 sq. ft. covered warehouse,

Connections: Terminal Railroad to UP, CSX, CN, NS, BN, and CPKC

Leased: From St. Louis Port Authority



Tyler Street – 181.2 Upper Mississippi River

Located: In greater St. Louis, MO area

Products: Dry bulk, grain, grain products, fertilizer

Operations: 24 hours per day, 7 days a week

Handling: Rail to barge (unit train), truck to barge

Barges: 2 barge working capacity

Connections: Terminal Railroad to UP, CSX, CN, NS, BN, and CPKC

Owned: With track lease from TRRA



Bulk East – 179.3 Upper Mississippi River

Located: In greater St. Louis, MO area

Products: Dry bulk, grain, grain products


Operations: 24 hours per day, 7 days a week

Handling: Rail to barge (unit train)

Barges: Single barge working capacity

Connections: Terminal Railroad to UP, CSX, CN, NS, BN, and CPKC

Owned: With track leases from TRRA



Festus – 146 Upper Mississippi River

Located: In greater St. Louis, MO area

Products: Coke, Iron Ore, Bauxite

Operations: 24 hours a day, 7 days a week that support the Buzzi cement plant

Handling: Barge to truck

Equipment: Hydraulic excavator, 40-ton articulated haul trucks

Barges: 1 barge working capacity

Leased: From Buzzi Cement



Burnside, LA - 167.5

Products: Salvage grain products, aggregate, ag products and super sacks, fertilizer

Operations: Standard hours of operation

Handling: Barge to barge; barge to truck; truck; truck to barge

Equipment: Material handlers, front end loaders, conveyor and hopper system

Barges: 2 barge operating capacity

Owned



Memphis, TN – 733.8 Lower Mississippi River

Located: On 75+/- acres of a owned “greenfield” site

Products: Loaded & empty containers, break bulk

Operations: Standard business hours

Handling: Container depot, maintenance & repair, chassis leasing, barge to warehouse, container to warehouse, warehouse to truck, truck to barge

Equipment: Crane, intermodal empty container handler, intermodal loaded container handler, forklifts, front end loader, yard haulers, 20 & 40 foot chassis, yard shuttle cart, container & chassis repair and light fabrication tools

Barges: 1 barge working capacity

Storage: 47,000 sq. ft. covered warehouse

Connections: Local container ramps

Owned



Port Allen, LA – 3.2 Port Allen Route

Products: Loaded & empty containers, break bulk, packaging

Operations: Standard hours, availability for 24 hours per day, 7 days a week

Handling: Container depot, maintenance & repair, chassis leasing, barge to warehouse, container to warehouse, warehouse to truck, truck to barge, rail to packaging line, rail to truck, truck to rail, rail to container

Equipment: Crane, intermodal loaded container handlers, forklifts, yard haulers, 20 & 40 foot chassis, yard shuttle cart, container & chassis repair and light fabrication tools

Barges: 1 barge working capacity

Storage: 20,000 sq. ft. covered warehouse availability

Connections: UP railroad and local container ramps

Leased: From Port of Baton Rouge





SCF

727 North First St.
Suite 600
St. Louis, MO 63102

T: +1 314 436 7559
F: +1 314 827 3156

SCF.US